

# The Sun Protection Ledger

A Science-Backed Guide to Highly Effective, Accessible SPF



Educational information only. Not medical advice.  
Brought to you by [SkinOptimizer.com](https://www.SkinOptimizer.com)



**Disclaimer:** This guide is for educational and informational purposes only and is not intended as medical advice, diagnosis, or treatment. Skincare results vary depending on skin type, product formulation, routine consistency, and individual sensitivity. Always patch test new products, introduce active ingredients gradually, and consult a qualified dermatologist or healthcare professional if you have persistent irritation, severe acne, eczema, rosacea, allergies, or other skin concerns.

Educational information only. Not medical advice.

## The Luxury Myth

**Concept:** Higher price guarantees better skin protection.

**Reality Check:** Prices often reflect premium packaging, heavy branding, and luxury textures, not superior UV defense. Luxury SPF can cost upwards of \$50+.

Vs.

## The Drugstore Reality

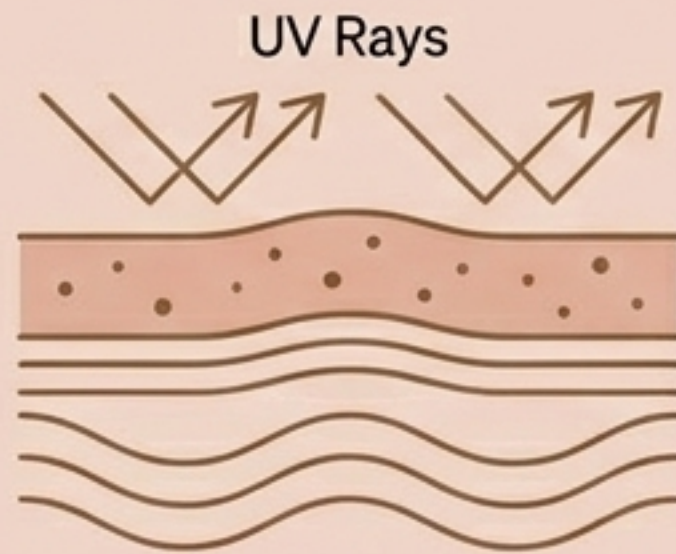
**Concept:** Affordable options perform equally well.

**Reality Check:** The FDA regulates all sunscreen as over-the-counter drugs. Drugstore options under \$15 must meet the exact same rigorous efficacy standards and often utilize identical active ingredients.

## Mineral Filters

Sits on top of the skin to physically block and reflect UV rays.

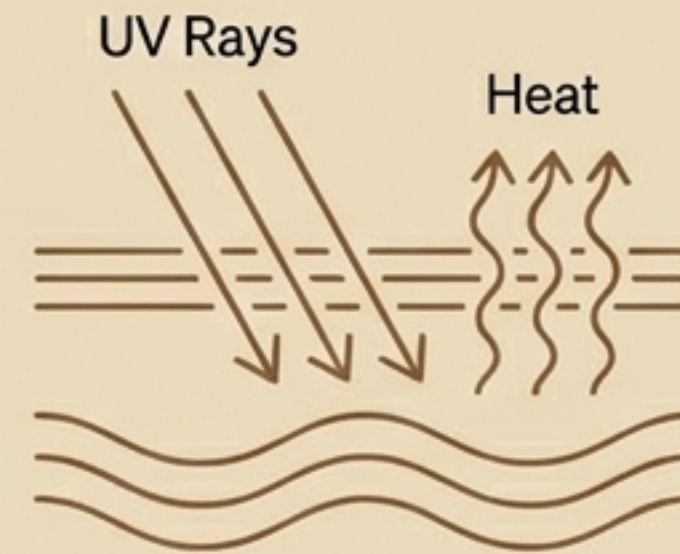
**Key Actives:** Zinc Oxide, Titanium Dioxide.



## Chemical Filters

Absorbs UV radiation and converts it safely into heat.

**Key Trait:** Requires 15-20 minutes to become fully effective.



# Anatomy of a Bottle

## Broad Spectrum

Blocks both UVA (aging) and UVB (burning) rays.

## SPF 30+

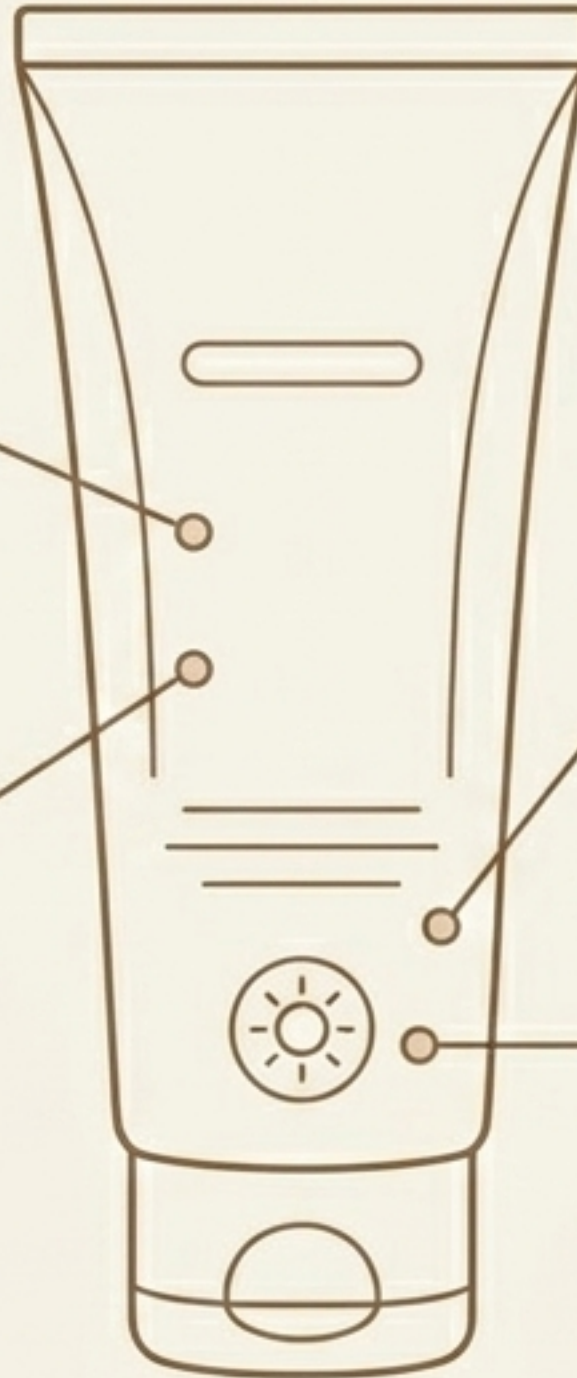
Blocks 97% of UVB rays; the minimum recommended for adequate daily protection.

## Water Resistant

Maintains effectiveness for 40-80 minutes when wet. Essential for outdoor activities.

## Photostable

The formulation does not break down when exposed to sunlight, maintaining consistent protection.




Educational information only. Not medical advice.



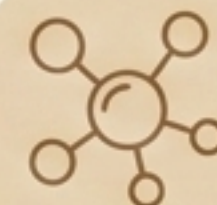
## Regulated Efficacy

Regulated as OTC drugs by the FDA, ensuring every bottle meets strict baseline standards for UV defense regardless of price point.



## Accessible Consistency

Generous application is critical. Using a \$10 formula allows for proper, heavy application without the hesitation that comes with rationing a \$50 product.



## Advanced Formulations

Modern accessible formulas are skincare hybrids, incorporating barrier-supporting ingredients like ceramides, peptides, and hyaluronic acid.



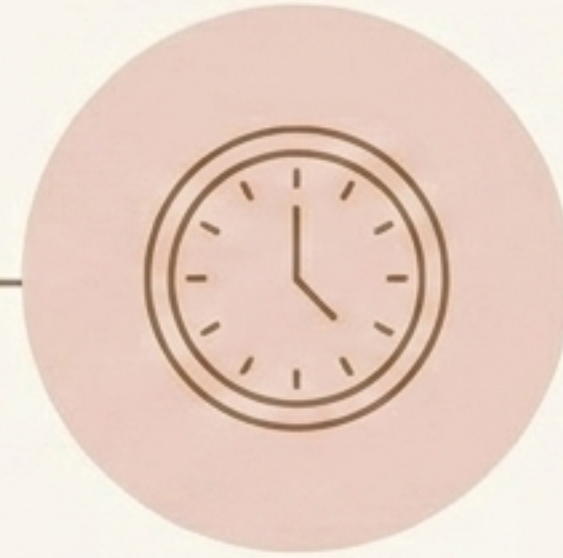
## 1 Teaspoon

Apply one full finger-length for the face alone to achieve the stated SPF.



## 1 Shot Glass

Apply approximately this volume to adequately cover the body.



## 2-Hour Rule

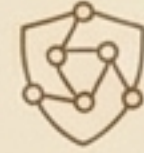
Reapply every two hours when outdoors, or immediately after swimming or heavy sweating.

## Zinc Oxide




Mineral protection. Gentle, reef-safe active that provides immediately effective, broad-spectrum UV defense. Highly suitable for sensitive skin.

## Ceramides



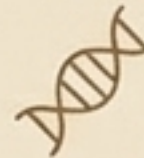
Barrier support. Lipid molecules that help the skin retain moisture and support the skin's natural protective barrier.

## Hyaluronic Acid



Hydration. A humectant that draws moisture into the skin, helping the skin feel more hydrated and plump without adding grease.

## Peptides



Skin-healthy support. Amino acid chains that support the look of smoother skin and elevate sunscreen into a daily skincare treatment.

Product	Best For	Key Feature	Active Focus
La Roche-Posay Anthelios Melt-in Milk SPF 60	Daily / All Skin	80-min water resistant	Cellox-OX2 Technology
CeraVe Hydrating Mineral Sunscreen SPF 30	Dry Skin	Minimal white cast	Ceramides & Hyaluronic Acid
Neutrogena Ultra Sheer Dry-Touch SPF 55	Budget / Daily	Fast-absorbing, non-greasy	Broad Spectrum Chemical
Vanicream Sunscreen SPF 50	Sensitive Skin	Free of dyes/fragrance	Zinc Oxide
e.l.f. Holy Hydration SPF 30	Makeup Wearers	Subtle tint & primer base	Peptides & Vitamins

Educational information only. Not medical advice.



## Under-Applying

Most users apply only 25-50% of the required amount, drastically reducing actual protection.

**Correction:** Use the teaspoon/shot-glass rule.



## Forgetting Reapplication

Filters break down over time and wipe off via sweat and friction.

**Correction:** Reapply every 2 hours, or immediately after swimming.



## Using Degraded Formulas

Active ingredients lose efficacy when expired or improperly stored.

**Correction:** Monitor shelf life and replace when necessary.



### 3-Year Lifespan

Unopened formulations remain stable for approximately three years.

### 1-Year Lifespan

Once unsealed and exposed to air, replace within 12 months.

### Environment

Keep products out of direct heat and sunlight, which can prematurely degrade active ingredients. Discard if texture, color, or smell changes.



## Date Check

Confirm the formula is within its 1-year opened lifespan and has been stored away from direct heat.



## Generous Application

Apply a full teaspoon to the face and a shot glass to the body 15-20 minutes before exposure.



## Timed Reapplication

Set a 2-hour timer when outdoors, and reapply immediately after any water exposure.

“The best sunscreen is the one you actually use consistently.”



Superior sun protection does not require a luxury price tag. Find a broad-spectrum, SPF 30+ drugstore formula that feels comfortable on your skin, and make it a non-negotiable part of your daily routine.