



The Evidence-Based Guide to Anti-Aging Skincare: What Actually Works

A Curated Dossier by SkinOptimizer

Educational information only. Not medical advice.

Disclaimer: This guide is for educational and informational purposes only and is not intended as medical advice, diagnosis, or treatment. Skincare results vary depending on skin type, product formulation, routine consistency, and individual sensitivity. Always patch test new products, introduce active ingredients gradually, and consult a qualified dermatologist or healthcare professional if you have persistent irritation, severe acne, eczema, rosacea, allergies, or other skin concerns.

The Ingredient Hierarchy is Not Flat

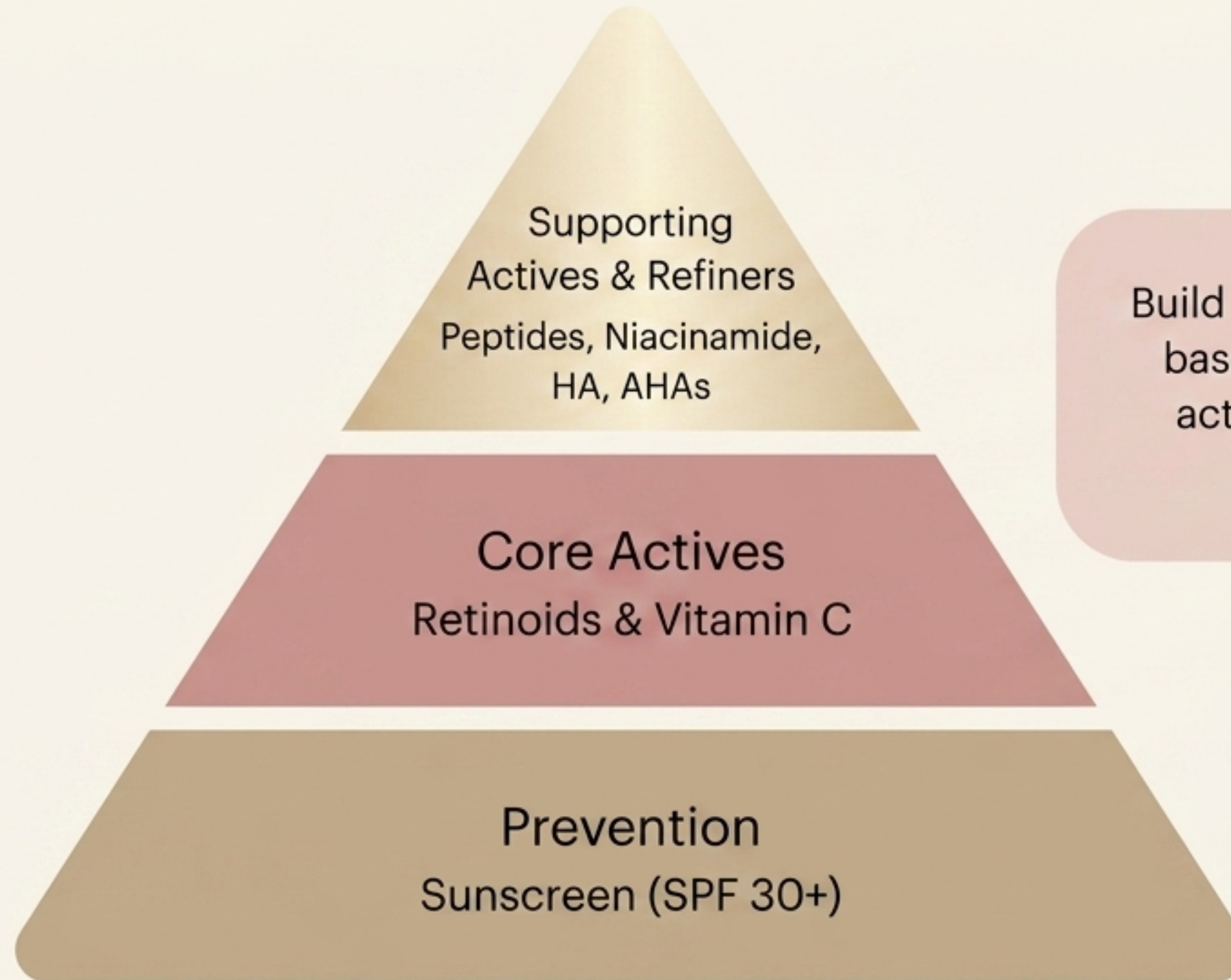
Marketing Hype

Suggests all active ingredients are equal. Promotes trendy additives and promises overnight, miraculous transformations without underlying clinical data.

Clinical Evidence

Proves that a select few ingredients drive the vast majority of visible results. Emphasizes consistent, long-term structural support backed by peer-reviewed research.

The Clinical Hierarchy: Prioritize by Impact



Build your routine from the base up. No supporting active can replace the foundation.

The Foundation: Broad-Spectrum SPF 30+

80%

Daily sunscreen use prevents up to 80% of visible facial photoaging.

SPF 30+

Blocks approximately 97% of UVB rays.

Broad-Spectrum

Crucial to defend against both UVB (sunburn) and UVA (collagen degradation).

Mineral Options

Formulas with zinc oxide safely reflect UV and are ideal for sensitive skin.

The Gold Standard: Retinoids



Supports the look of smoother skin and stimulates collagen synthesis over 8-12 weeks.

Tretinoin

Most potent, requires prescription.

Retinol (0.25-1%)

Excellent OTC option, lower irritation.

Bakuchiol

Plant-derived, highly tolerable alternative.

PM use only. Start 2-3 times per week and apply to dry skin to minimize irritation.

The Antioxidant Powerhouse: Vitamin C

Defends against environmental stress and improves the appearance of uneven tone.



The Sweet Spot

10-20% L-Ascorbic Acid concentration.

Synergy

Pairing with Vitamin E and Ferulic Acid increases photoprotection 8-fold.

Application

Apply in the morning before sunscreen to neutralize free radicals.

Look for opaque, airless packaging to maintain stability.

The Supporting Actives: Barrier & Hydration



Peptides

Gentle collagen signalers (e.g., Matrixyl, Copper Peptides). Ideal for sensitive skin that cannot tolerate retinoids.



Niacinamide

Vitamin B3 (5%). Supports the skin barrier, reduces the appearance of hyperpigmentation, and regulates oil.



Hyaluronic Acid

Deep hydration. Holds 1,000x its weight in water for temporary visible plumping. Apply to damp skin.

Texture Refiners & Cellular Defenders

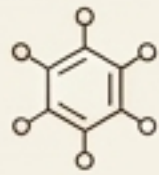
AHAs



Dissolves dead cell bonds for smoother texture.



Glycolic (potent), Lactic (hydrating), Mandelic (gentle).



PM use only, 2-3x per week.
Do not mix on retinoid nights.

Secondary Antioxidants



Resveratrol

Nighttime antioxidant that supports cellular longevity.



CoQ10

Supports energy metabolism in aging cells.

The Skincare Diagnostic Matrix


Ingredient	Evidence Strength	Best Time	Skin Type
SPF 30+	Strongest	AM	All
Retinoids	Strongest	PM	Normal/Oily
Vitamin C	Strong	AM	All
Peptides	Mod-Strong	AM/PM	Sensitive
Niacinamide	Moderate	AM/PM	All
Hyaluronic Acid	Moderate	AM/PM	All
AHAs	Moderate	PM (2-3x)	Normal/Dry

Educational information only. Not medical advice.

Step-by-Step Layering Guidance

Apply products from thinnest to thickest consistency to maximize absorption.

AM Routine

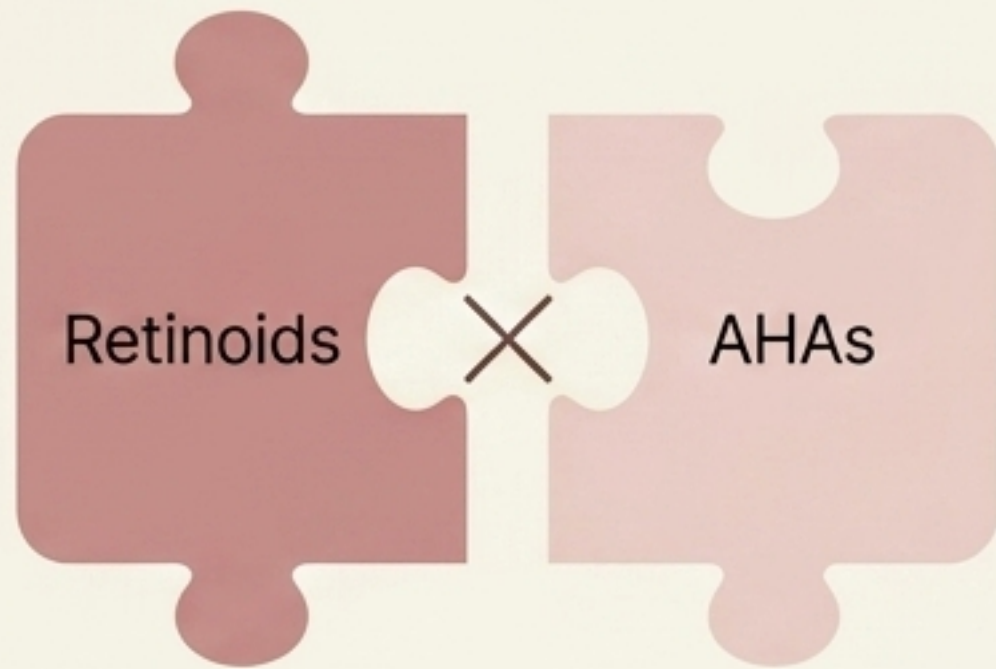


PM Routine

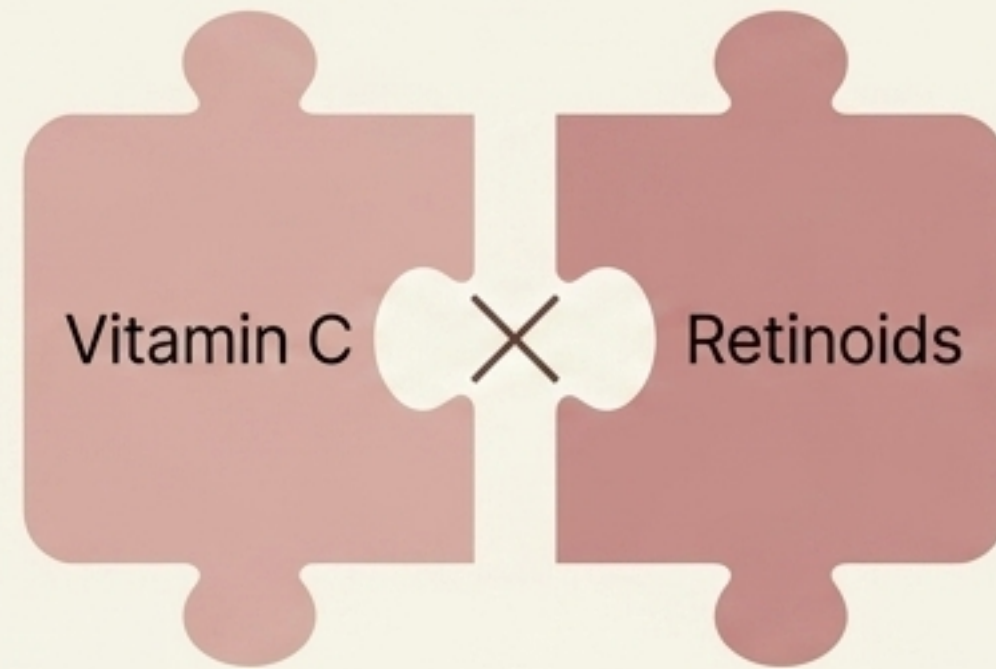


Educational information only. Not medical advice.

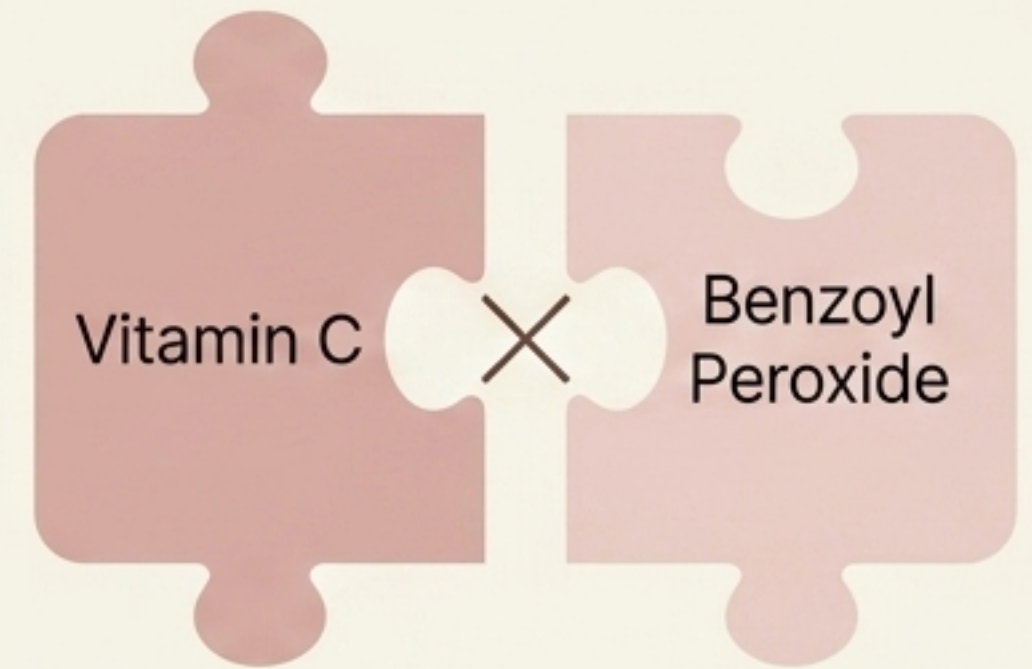
Common Mistakes: What Not to Mix



Risk of barrier damage. Use AHA exfoliants strictly on non-retinoid nights.



pH mismatch causes irritation. Apply Vitamin C in the morning and Retinoids at night.



Can oxidize and neutralize each other. Apply at separate times of day.

The Cosmetic Results Timeline



Educational information only. Not medical advice.

Practical Checklist: Getting Started



Protect Daily.

Start by securing a broad-spectrum mineral or chemical SPF 30+ and applying it every single morning.



Introduce the Gold Standard.

Add a gentle evening Retinoid (or Bakuchiol), starting just 2-3 times per week to build tolerance.



Layer the Supporters.

Once comfortable, incorporate a morning Vitamin C serum, then introduce Peptides or Niacinamide for targeted barrier support.

Consistency Over Complexity

The evidence-based hierarchy is clear: Sunscreen prevents photoaging, Retinoids support structural renewal, and Vitamin C defends daily. By prioritizing these core clinical actives over marketing trends, you lay the foundation for lasting, visible skin health.

A curated guide by SkinOptimizer.com